



Pre-Departure and First Steps

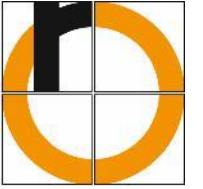
For International Students

Welcome to TH Rosenheim!

Welcome

Content

Rosenheim
Technical University
of Applied Sciences



1

Before Arriving in Germany

2

First Steps in Germany

3

Practical Advice



Study Start Information

Before Arriving in Germany

Before arriving in Germany

Organise your Student Visa

Visa Application - as soon as possible!

- International prospective students* need a visa. Non-EU citizens from so-called preferential countries are entitled to visa-free entry into Germany, [see website of the Federal Foreign Office](#).
- Learn [more about student visa requirements](#)



Blocked Account

- A student visa can only be issued with a **blocked minimum amount of money** deposited in a German bank account: **11.904 Euro** for one year or **992 Euro** for one month
- Further [information about a blocked account](#)
- Example blocked account provider: [Fintiba](#).

**This excludes students from the European Union (EU), the European Economic Area (EEA) and Switzerland.*



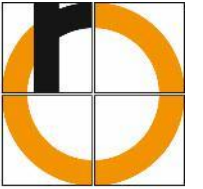


Picture: Max Baudrexl

Before arriving in Germany

Online Enrolment

Rosenheim
Technical University
of Applied Sciences



1

Request enrolment

→ A PDF will be generated including the bank details for paying the 85 EUR student union contribution (→ [online portal](#))

2

Proof of payment

→ Transfer student union contribution of 85 EUR
→ Upload proof of payment to online portal

3

Get German public health insurance

→ Contact an insurance provider, [learn more here](#)
→ Your insurance provider will send an electronic report (M10) directly to TH Rosenheim as a confirmation

4

Receive your **student email address** and the **login credentials** online
→ All further student services will be organised via your [student email account](#) and [Online Service Center](#)!
→ Check your accounts regularly!

5

Get your student ID card from the Student Administration Office (Studienamt) once you arrive on campus: identification, library, printing and scanning, cafeteria

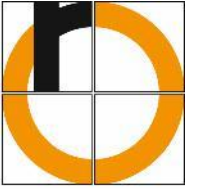


Picture: Max Baudrexl

Before arriving in Germany

Log In Credentials

Rosenheim
Technical University
of Applied Sciences



After enrolment please **download your login details for the IT systems of TH Rosenheim**. How to get your IT access data as a student:

- Log in for the **last time** with your applicant credentials at the Online Service Centre (OSC).
- Switch to English.
- Select the menu item > My Studies > Student Service > Requested Reports / Reports.
- To download your student account credentials, please click on the following link: *RZ-Zugangsdaten* and download the sheet with your log-in credentials.

From now on, please only use the ID and password from this initial access letter. Please only use your stud-account. Your application account *bewxxx* is invalid.

Important: Check the IT services at TH Rosenheim and your official student e-mail account for notifications!

If you forgot your password, please use the following link to request a new one: <https://selfservice.th-rosenheim.de/password/reset>

Before arriving in Germany

Plan your Budget

Expect these costs of living per month:

	Costs / Month
Student dormitory or	350€ - 450€
Private accommodation	450€ - 600€
Meals	250€
Health insurance	120€
Personal expenses	180€
Total	900€ - 1.150€

Plan your long-term finances accordingly!

Learn more: [Scholarships and Student Loans](#) & [Working in Bavaria](#)




Before arriving in Germany

Find your Accommodation

Start looking for an apartment as soon as possible:

- Be aware that student housing at all campuses at TH Rosenheim is limited and that you are responsible for organising your accommodation.
- Check the location of your study programme: TH Rosenheim has campuses in different cities: Rosenheim, Burghausen, Mühldorf am Inn and Traunstein.
- Search online. Search on housing portals regularly, sign up to newsletters. Use social media groups, and actively write to people who offer rooms.



Before arriving in Germany

Find your Accommodation

Contact the person that offers the flatshare Remember: there is a shortage of affordable housing, so the landlords and future flatmates have a lot of candidates to choose from. It is not recommended to simply apply by saying that you are desperate and that they need to help you out. **While you may be desperately searching for housing the future flatmates are at this point looking for someone to share a part of their life with – not to help someone in need.** Write a personal introduction text, which should include for example:

- general information: name, age, studies/ work, do you already live in Germany/ are you moving to Germany from somewhere else?
- What do you like to do (hobbies, weekly activities, traveling etc.)?
- How would you describe yourself (your character, your social life etc.)?
- Have you ever lived in a WG?
- What is important for you when it comes to living together?

→ **Pro-Tipp:** refer to information that you can take from the flat advertisement, show interest for the WG (an activity together that was described in the advertisement/ cooking together, going out, parties etc.). If they look for a flatmate to actively exchange with and maybe become friends, adjust your text to this.



Before arriving in Germany

Find your Accommodation

Example Introduction Text

Hey (names of the WG roommates),


My name is (...) and I am (...) years old. For my studies in (...) I am planning to move to Rosenheim soon, and I am already excited to explore the city together with my future roommates. I saw your advert and I immediately wanted to write to you.

In my free time, I like to sing, go out with friends and I love painting. I would describe myself as a rather introverted calm person, but I also like to party sometimes and have people around! Until now, I never lived in a shared flat, but I am happy to try it out and get to make new friends. I would like to have a good atmosphere in the WG. Maybe we could cook some food together from time to time or could make a movie night. I would love to have the chance to connect with new people and maybe someone could show me around the city.

In your ad you wrote that you all like to do (...) together. I'd love to participate in that!

I'd be happy to get to know you! You can contact me any time by (Email/Whatsapp/etc.).

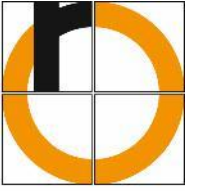
Have a nice day,



Before arriving in Germany

Find your Accommodation - Rosenheim

Rosenheim
Technical University
of Applied Sciences



Student residences

[Munich Student Union](#) (Studierendenwerk München)
Student residences in Rosenheim – **apply in any case!**

[Campus RO](#) – Private student residence Rosenheim
[St. Sebastian](#) – Central student residence Rosenheim

Shared flats

Share your flat with other students
www.wg-gesucht.de

Private apartments

Rent your own apartment - [eBay Kleinanzeigen](#),
[Immobilienscout](#), [OVb](#)

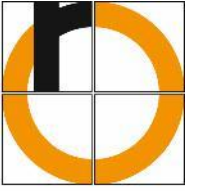
More housing options at: www.th-rosenheim.de/housing



Before arriving in Germany

Find your Accommodation - Burghausen

Rosenheim
Technical University
of Applied Sciences



Student residences

- Studentflats BBiW
 - Burghausen Neustadt Student Residence, Berliner Platz 3
 - Student flats Burghausen Old Town, Stadtplatz 58a
- Student residences in Burghausen – apply in any case!
- Contact person: [Alexander Audinger](#)

Shared flats

Share your flat with other students
www.wg-gesucht.de

Private apartments

Rent your own apartment - [eBay Kleinanzeigen](#), [Immobilienscout](#), [OVB](#)

More housing options at: www.th-rosenheim.de/housing



Before arriving in Germany

Find your Accommodation

Start looking for an apartment as soon as possible:

- Housing market is tight, search actively!
- If you are offered a place in the student dorm: take it!
- Also look for short-term options for the first semester (boarding houses, interim rent)!
- Look for accommodations in the surrounding area, e.g. Munich
- If necessary, stay in a hotel or with a friend/student.
- Don't panic. Keep looking once you arrive in Germany.




Before arriving in Germany

Find your Accommodation

Tips and notes

- “Kaltmiete” = basic rent
- “Warmmiete” = basic rent + additional expenses such as heat, water and electricity (“NK/ “Nebenkosten”)
- “Kaution” = deposit (1 or 2 “Kaltmieten”) – full refund after moving out
- Liability insurance and home contents insurance (“Haftpflichtversicherung, Hausratversicherung”) covers unintended damage caused in the accommodation
- Rental conditions and prices are not negotiable with landlords
- “Makler” (real estate agents) – don’t pay them!



Before arriving in Germany

Late Arrival

Lectures are held in presence on campus!

If you arrive late for the start of studies...

- Inform your dean of studies and study coordinator
- Sign up to your courses and keep up with the learning materials online in the [Learning Campus](#)

Make sure to arrive in Germany **not later than six weeks** after the start of studies. Remember to register for the exams for each module of the semester.

If you arrive **later than six weeks**, arrange an appointment with your dean of studies / study coordinator.



Before arriving in Germany

Prepare your Travel Essentials

- Clothes for summer (+30° C) and winter (-10 ° C) in Germany!
- Documents:
 - **Original certificates**
 - **Passport and visa** (+ copies)
 - **Health insurance proof**
 - **Biometric passport photos** (+ copies)
 - **Admission letter by TH Rosenheim**
- Smartphone, tablet, laptop ...
- If you arrive before the start of studies: **additional travel health insurance** until your student health insurance coverage starts ([more](#))
- **Cash for the first month** (currency is Euros), until your bank account is unblocked
- Medicine and prescriptions, if required



Before arriving in Germany

Prepare Yourself

Essentials to prepare your start in Germany

- **Academics:** read your [study plan and module handbook](#) to see the workload and contents of the first semester
- **Language:** free German and English online language courses
 - [OPEN vhb](#) / Offers: [Technical English](#), [German A1](#) up to C1
- **Everyday life on campus:** free online course by OPEN vhb
 - [How to Study in Germany](#)



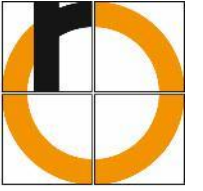


Study Start Information

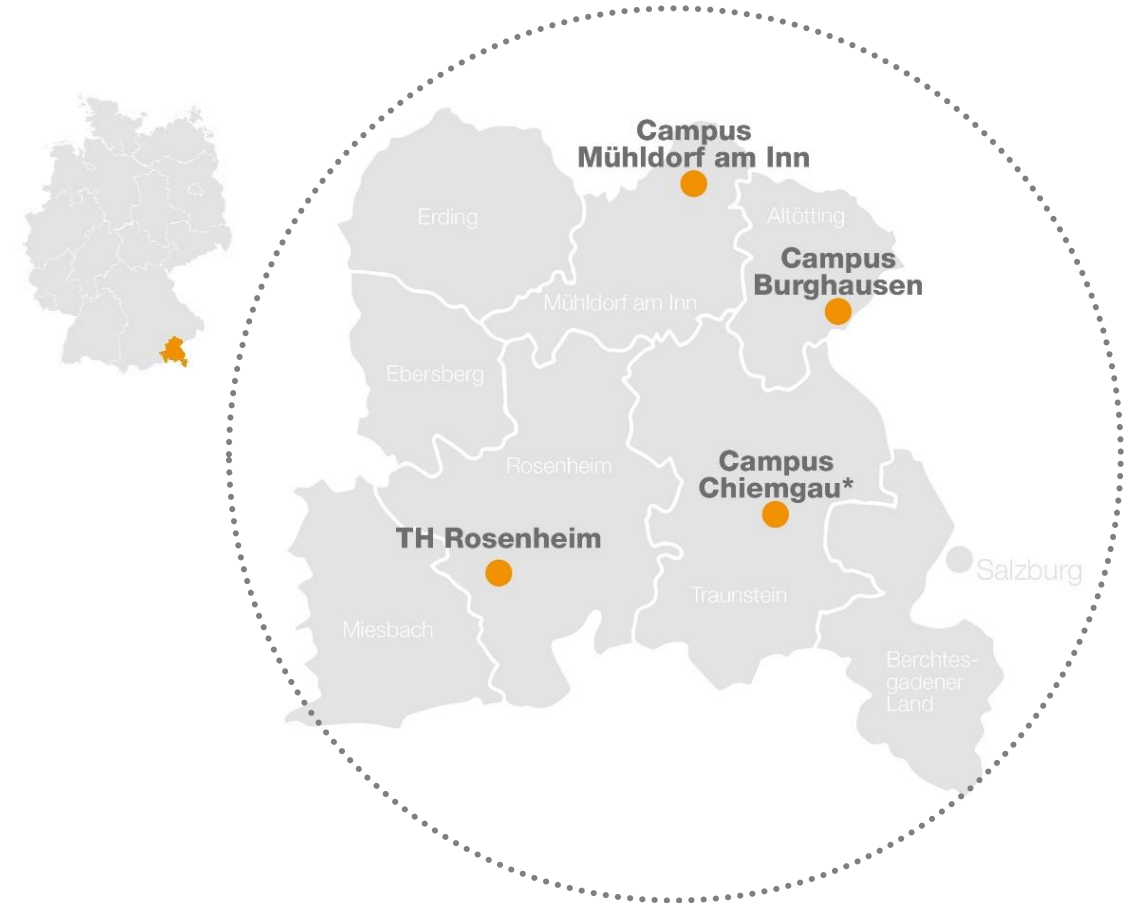
First Steps in Germany

First Steps in Germany

Arrival to TH Rosenheim



- Closest Airport: **Munich Airport (MUC)**
no pick-up service available
- Schedule your travels in Germany with **railway company Deutsche Bahn**:
use the app [DB Navigator](#)
- Check the [Deutschland-Ticket](#): monthly subscription to local and regional public transport services all over Germany – 38 EUR per month!
- Detailed travel instructions for each campus:
www.th-rosenheim.de/arrival



First Steps in Germany

Arrival to Campus Rosenheim

- Closest Airport: **Munich Airport (MUC)**
- From Munich Airport station take **the suburban train (S-Bahn line 8 / "S8")** to Herrsching train station ("Herrsching") via Munich East station ("München Ost" / "Ostbahnhof"). **You find the network maps of Munich here.**
- Alight at Munich East station ("München Ost" / "Ostbahnhof"). **From Munich East station (platform 8) take the regional train (RB or RE) to Kufstein ("Kufstein") or Salzburg ("Salzburg Hbf.") with stop at Rosenheim main station ("Rosenheim").**
- Get off at Rosenheim main station ("Rosenheim"). **From Rosenheim main station (platform 1a) take the regional trains (RB) to Landshut / "Landshut (Bay) Hbf." or "Mühldorf (Oberbay.)" to the train station of TH Rosenheim ("Rosenheim Hochschule").**
- Exit at train station of TH Rosenheim ("Rosenheim Hochschule"). From the train station of TH Rosenheim, it is just a 5-minutes walk to reach our campus.

First Steps in Germany

Arrival to Campus Burghausen

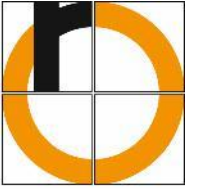
- Closest Airport: **Munich Airport (MUC)**
- From Munich Airport station take **the suburban train (S-Bahn line 8 / "S8")** to Herrsching train station ("Herrsching") via Munich East station ("München Ost" / "Ostbahnhof"). **You find the network maps of Munich here.**
- Get off at **Munich East station** ("München Ost" / "Ostbahnhof"). From Munich East station take the **regional train (RE) to Mühldorf am Inn** / "Mühldorf (Oberbay)".
- **Alight at Mühldorf am Inn** train station / "Mühldorf (Oberbay)". From there, take the **regional train (RB) to Burghausen trainstation** ("Burghausen").
- Get off at Burghausen trainstation ("Burghausen"). From there, it's just a quick walk to reach the campus.



First Steps in Germany

Registration

Rosenheim
Technical University
of Applied Sciences



- Get your **student ID card** from the [Student Administration](#) (“Studienamt”) at TH Rosenheim
- Collect your **accommodation contract** and **health insurance card** in Germany
- **Register your address** (“Meldebescheinigung”) at the Residents' Registration Office within two weeks after arrival ([find contacts here](#))
- Apply for a **residence permit** at the Immigration Office (“Ausländerbehörde”) as soon as possible ([find contacts here](#))
- Set-up a **bank account**, e.g. Sparkasse



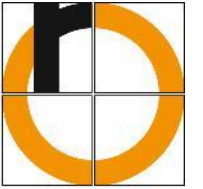
Study Start Information

Practical Advice



Practical Advice

Getting Around



How to get around in the city

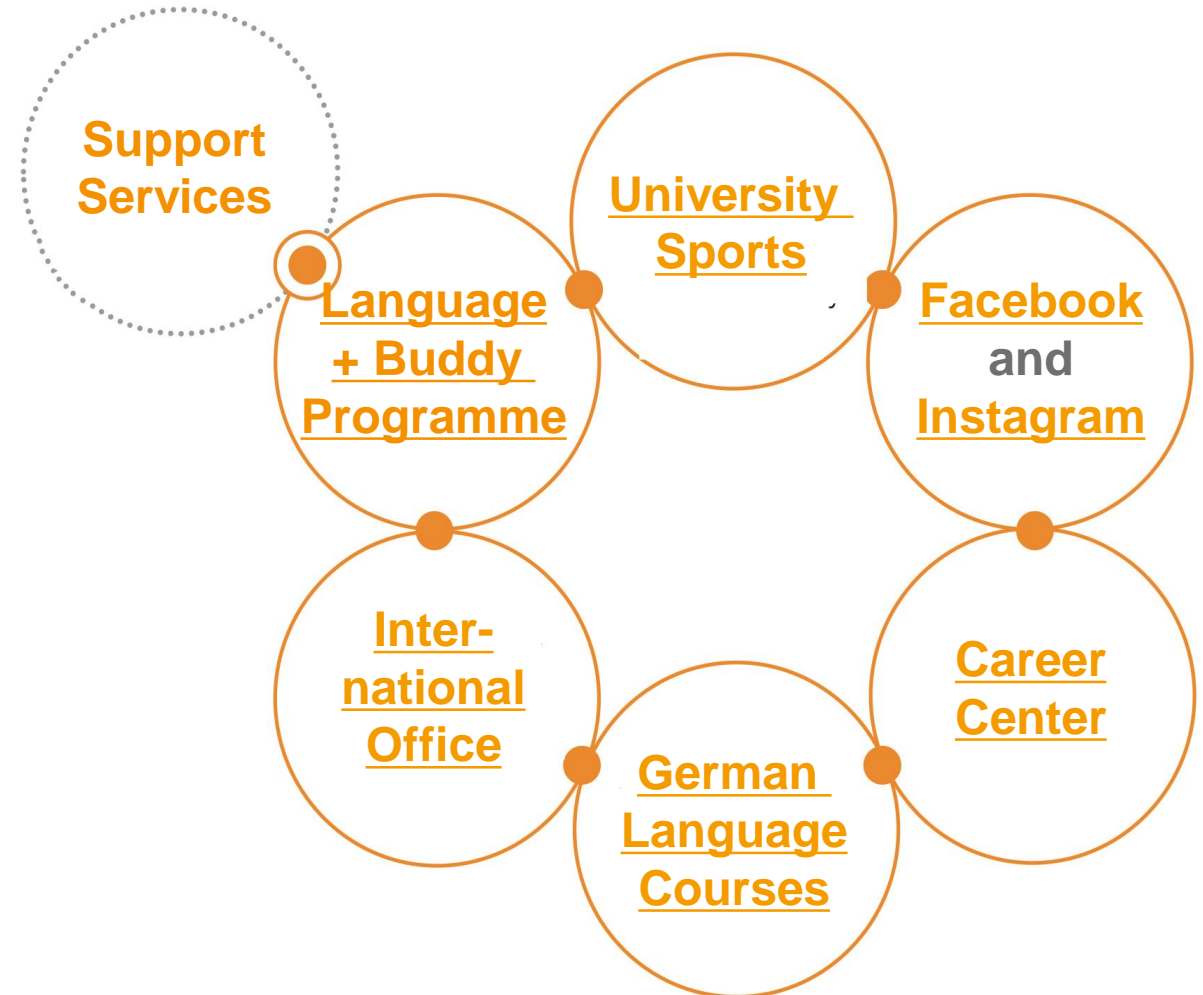
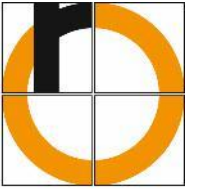
- **Bus ticket not included** in your student card
- **Get a bike** once you are here – everything can be reached by bike
- Search at [ebay Kleinanzeigen](#) for second-hand bikes
- Get the [Deutschland-Ticket](#): monthly subscription to local and regional public transport all over Germany for 38 EUR/month

Practical Advice

Further Activities



Rosenheim
Technical University
of Applied Sciences



Welcome to TH Rosenheim

And a successful start of your studies!

Further questions: welcome@th-rosenheim.de

